

# Kalıp ve İskele Sistemleri

## *Formwork & Scaffolding Systems*

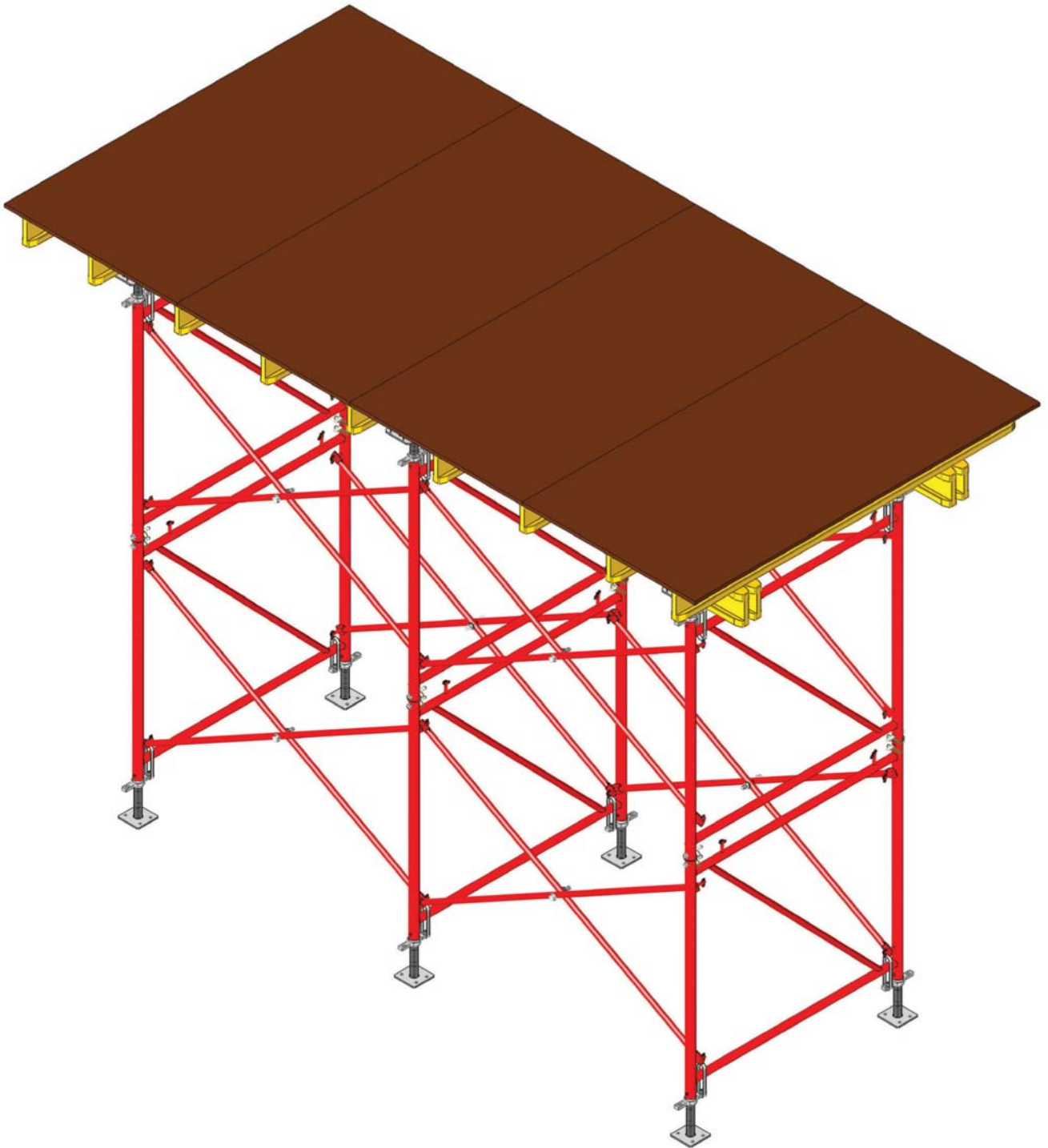


**Ürün kataloğu**  
*Product catalog*

1984 ✓

## Kalıp iskelesi MASA

### *Slab scaffold MASA*



**Kalıp iskelesi MASA**  
**Slab scaffold MASA**

MASA çerçeve / MASA frame

parça / item no kg

G/H= 150/180 cm

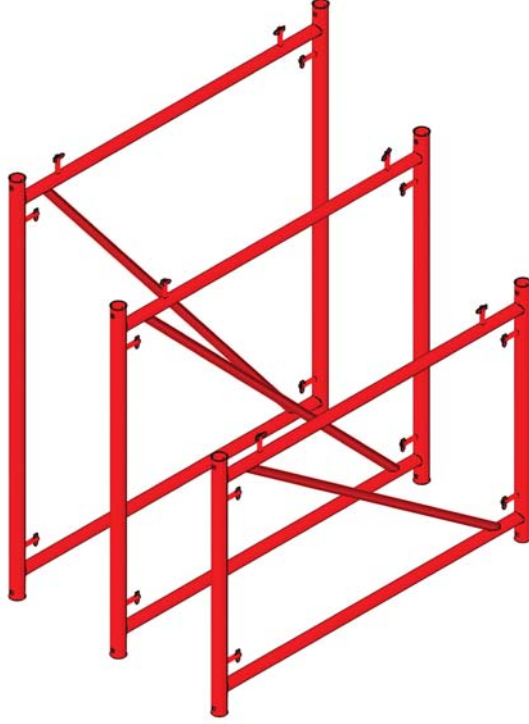
**071 1518** 32,50

G/H= 150/150 cm

**071 1515** 28,50

G/H= 150/110 cm

**071 1511** 24,50



Çerçeve birleştirme parçası / Frame connector

16 cm

**071 0016** 0,54



Aksesuar elemanı: 2'şer adet pim 16 ve R kopilya /  
Accessories: 2 sets of pin 16 and R-attachment

Bağlantı pimi 16 / Connecting pin 16

11 cm





**005 0016** 0,20



Aksesuar elemanı: 1 adet R kopilya /  
Accessory: 1 pcs of R-attachment



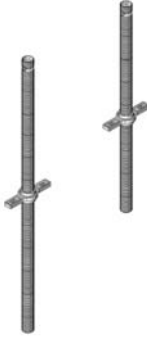

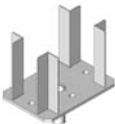
# Kalıp iskelesi MASA

## Slab scaffold MASA

Çapraz gergi çifti - 150 / <i>Diagonal brace couple 150</i>		parça / item no	kg
	H X L		
	150/100 cm	<b>071 5100</b>	6,10
	150/125 cm	<b>071 5125</b>	6,80
	150/150 cm	<b>071 5150</b>	7,55
	150/175 cm	<b>071 5175</b>	8,35
	150/200 cm	<b>071 5200</b>	9,20
	150/225 cm	<b>071 5225</b>	10,05
	150/250 cm	<b>071 5250</b>	10,90
	150/275 cm	<b>071 5275</b>	11,80
	150/300 cm	<b>071 5300</b>	12,70
Çapraz gergi çifti - 110 / <i>Diagonal brace couple 110</i>			
	110/100 cm	<b>071 1100</b>	5,05
	110/125 cm	<b>071 1125</b>	5,80
	110/150 cm	<b>071 1150</b>	6,70
	110/175 cm	<b>071 1175</b>	7,60
	110/200 cm	<b>071 1200</b>	8,55
	110/225 cm	<b>071 1225</b>	9,45
	110/250 cm	<b>071 1250</b>	10,40
	110/275 cm	<b>071 1275</b>	11,35
	110/300 cm	<b>071 1300</b>	12,30
Çapraz gergi çifti - 180 / <i>Diagonal brace couple 180</i>			
	180/100 cm	<b>071 8100</b>	7,00
	180/125 cm	<b>071 8125</b>	7,60
	180/150 cm	<b>071 8150</b>	8,30
	180/175 cm	<b>071 8175</b>	9,00
	180/200 cm	<b>071 8200</b>	9,80
	180/225 cm	<b>071 8225</b>	10,60
	180/250 cm	<b>071 8250</b>	11,45
	180/275 cm	<b>071 8275</b>	12,30
	180/300 cm	<b>071 8300</b>	13,20
Yatay gergi / <i>Horizontal brace</i>			
	L		
	100 cm	<b>071 0100</b>	2,00
	125 cm	<b>071 0125</b>	2,50
	150 cm	<b>071 0150</b>	3,00
	175 cm	<b>071 0175</b>	3,50
	200 cm	<b>071 0200</b>	4,00
	225 cm	<b>071 0225</b>	4,50
	250 cm	<b>071 0250</b>	4,95
	275 cm	<b>071 0275</b>	5,40
300 cm	<b>071 0300</b>	5,90	

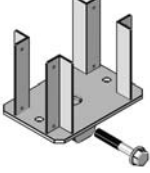

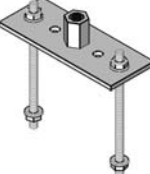


# Kalıp iskelesi MASA

## Slab scaffold MASA






Alt kriko / Base spindle	parça / item no	kg
	60 cm 80 cm 100 cm 120 cm	<b>071 0601</b> 5,70 <b>071 0801</b> 6,80 <b>071 1001</b> 7,80 <b>071 1201</b> 8,90
Üst kriko - 4 yollu / Head spindle - 4 way		
	60 cm 80 cm 100 cm 120 cm	<b>071 0602</b> 8,90 <b>071 0802</b> 10,00 <b>071 1002</b> 11,00 <b>071 1202</b> 12,10
Ayar krikosu / Spindle		
	60 cm 80 cm 100 cm 120 cm	<b>071 0600</b> 4,30 <b>071 0800</b> 5,40 <b>071 1000</b> 6,45 <b>071 1200</b> 7,50
Taban plakası / Base plate		
		<b>061 1212</b> 1,50
Aksesuar elemanı: 1'er adet pim 16 ve R-kopilya / Accessories: 1 set of pin 16 and R-attachment		
Üst başlık - 4 yollu / Fork head - 4 way		
		<b>061 1624</b> 4,80
Aksesuar elemanı: 1'er adet pim 16 ve R-kopilya / Accessories: 1 set of pin 16 and R-attachment		

# Kalıp iskelesi MASA

## Slab scaffold MASA

Oynak üst başlık / Articulated head	parça / item no	kg
 <p>1 tk. bağlantı civatası ile birlikte / Complete with: 1 set of screw and nut</p>	061 3005	5,40
 <p>2 tk. bağlantı civatası ile birlikte / Complete with: 2 sets of screw and nut</p>	061 3006	2,60
 <p>2 tk. bağlantı civatası ile birlikte / Complete with: 2 sets of screw and nut</p>	061 3007	2,80
 <p>1 tk. bağlantı civatası ile birlikte / Complete with: 1 set of screw and nut</p>	005 3008	0,70
 <p>R - Kopilya / R - Attachment</p>	005 3040	

**Kalıp iskelesi MASA**  
**Slab scaffold MASA**

Kiriş bağlantı köşebenti / <i>Rafter plate</i>	parça / item no	kg
	<b>061 3030</b>	0,12
Kriko bağlantı maşası / <i>Leg fixture for spindle</i>	<b>061 2020</b>	0,20
		
Plywood vidası 50/5 mm / <i>Plywood screw 50/5 mm</i>	<b>005 0550</b>	0,01
		
İskele borusu / <i>Scaffold tube 48,3 mm</i>		
	100 cm <b>072 1000</b>	3,35
	150 cm <b>072 1500</b>	5,03
	200 cm <b>072 2000</b>	6,70
	250 cm <b>072 2500</b>	8,38
	300 cm <b>072 3000</b>	10,05
	350 cm <b>072 3500</b>	11,73
	400 cm <b>072 4000</b>	13,40
	450 cm <b>072 4500</b>	15,08
	500 cm <b>072 5000</b>	16,75
	600 cm <b>072 6000</b>	20,10
Boru kelepçesi / <i>Coupler</i>		
Hareketli / <i>Swivel</i> 48/48 mm	<b>005 4810</b>	1,10
Sabit / <i>Double</i> 48/48 mm	<b>005 4811</b>	1,10
		

# Kalıp iskelesi MASA

## Slab scaffold MASA

Masa yürütme arabası / Table shifting carriage

parça / item no

kg



071 0001

150,00

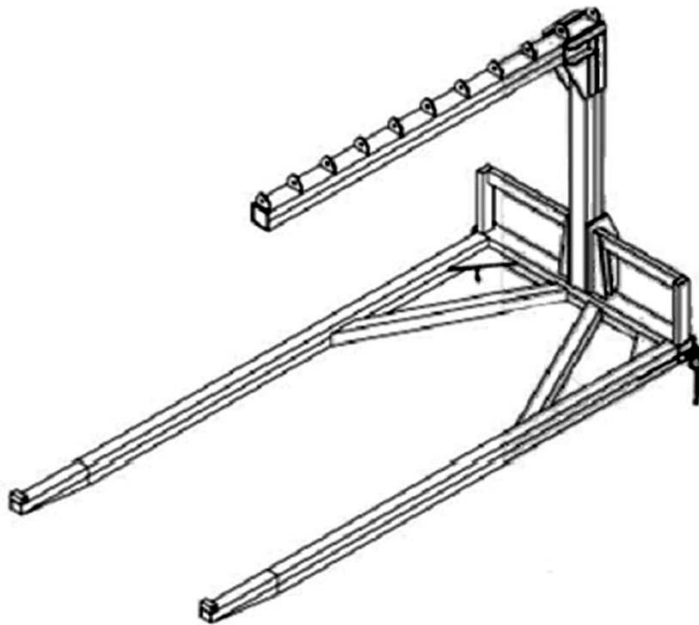
Masa yürütme tekeri / Table shifting castor



071 0003

6,00

Masa kaldırma çatalı / Table lifting fork



071 0002

500,00





## MAK

**Mühendislik Sanayi ve Ticaret Ltd. Őti.**

Büro/Office: Őerefli Sokak No: 34/2 Tandođan-ANKARA/TÜRKİYE

Tel: + 90 312 223 40 58 - 223 70 08

Fax: + 90 312 213 70 87

GSM: + 90 530 644 73 23

Fabrika/Factory: Eski İstanbul Yolu 25. Km. Sarayköy / ANKARA

mak@mak.com.tr www.mak.com.tr