

Kalıp ve İskele Sistemleri

Formwork & Scaffolding Systems

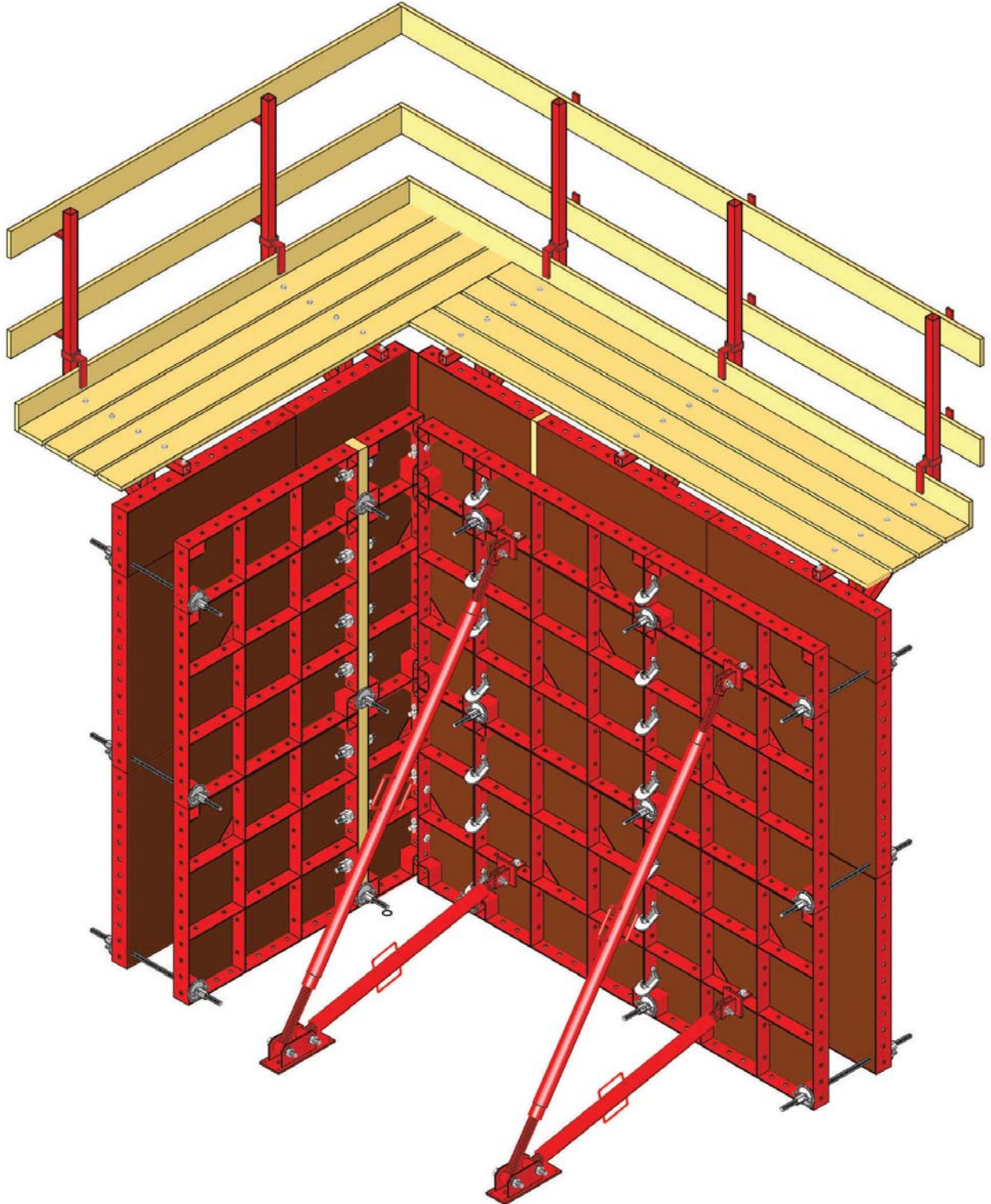


Ürün kataloğu
Product catalog

1984 ✓

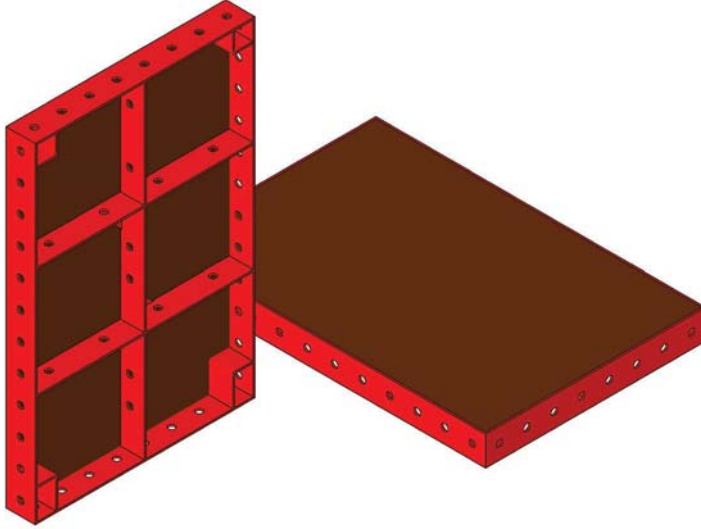
Modüler perde kalıbı

Modular wall form



Modüler pano MDP / Modular panel MDP

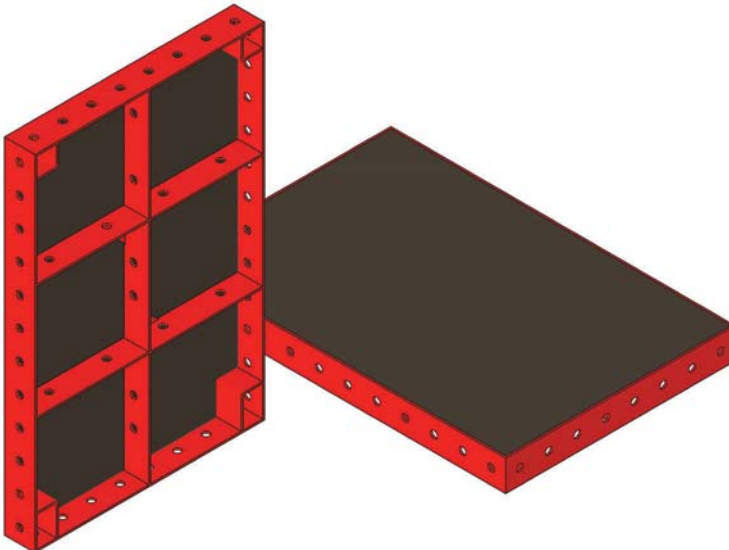
parça / item no kg



150x90 cm	067 1590	45,20
150x60 cm	067 1560	32,40
150x45 cm	067 1545	27,50
150x30 cm	067 1530	19,60
120x90 cm	067 1290	38,90
120x60 cm	067 1260	26,60
120x45 cm	067 1245	22,50
120x30 cm	067 1230	16,20
90x90 cm	067 9900	27,40
90x60 cm	067 9600	19,60
90x45 cm	067 9450	16,30
90x30 cm	067 9300	11,60

Plywood yüzeyli / Plywood faced

Modüler pano MDS / Modular panel MDS



150x60 cm	067 1561	44,00
150x45 cm	067 1546	36,40
150x30 cm	067 1531	25,30
120x60 cm	067 1261	35,80
120x45 cm	067 1246	29,70
120x30 cm	067 1231	20,70
90x90 cm	067 9901	39,40
90x60 cm	067 9601	27,70
90x45 cm	067 9451	22,90
90x30 cm	067 9301	16,10

Sac yüzeyli / Steel faced

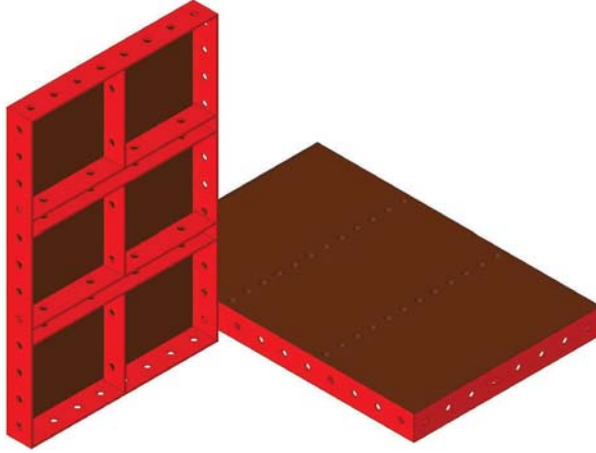
Modüler perde kalıbı

Modular wall form

Çok amaçlı pano MDP / Multi-purpose panel MDP

parça / item no

kg



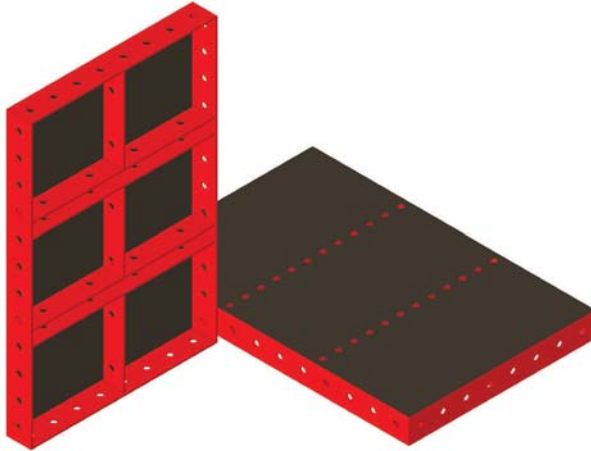
Plywood yüzeyli / Plywood faced

150x60 cm
120x60 cm
90x60 cm
60x60 cm

067 1563
067 1263
067 9603
067 6603

34,80
29,00
19,30
14,00

Çok amaçlı pano MDS / Multi-purpose panel MDS




Sac yüzeyli / Steel faced

150x60 cm
120x60 cm
90x60 cm
60x60 cm

067 1567
067 1267
067 9607
067 6607

46,80
38,60
30,50
18,90

Adaptör pano profili MDP / Adapter panel profile MDP



Sac yüzeyli / Steel faced

150 cm
120 cm
90 cm


067 8715
067 8615
067 8515

6,00
4,80
3,60

İç köşe pano MDP / Inner corner panel MDP

parça / item no

kg




Plywood yüzeyli / Plywood faced

20x20x 150 cm	067 8971	21,50
20x20x 120 cm	067 8972	17,70
20x20x 90 cm	067 8973	13,80
25x25x 150 cm	067 8974	24,80
25x25x 120cm	067 8975	20,40
25x25x 90 cm	067 8976	16,00
30x30x 150 cm	067 8977	28,00
30x30x 120cm	067 8978	23,00
30x30x 90 cm	067 8979	18,10

067 8971	21,50
067 8972	17,70
067 8973	13,80
067 8974	24,80
067 8975	20,40
067 8976	16,00
067 8977	28,00
067 8978	23,00
067 8979	18,10

İç köşe pano MDS / Inner corner panel MDS




Sac yüzeyli / Steel faced

20x20x 150 cm	067 8991	27,90
20x20x 120 cm	067 8992	22,70
20x20x 90 cm	067 8993	17,70
25x25x 150 cm	067 8994	32,90
25x25x 120cm	067 8995	26,70
25x25x 90 cm	067 8996	20,70
30x30x 150 cm	067 8997	37,90
30x30x 120cm	067 8998	30,70
30x30x 90 cm	067 8999	23,80

067 8991	27,90
067 8992	22,70
067 8993	17,70
067 8994	32,90
067 8995	26,70
067 8996	20,70
067 8997	37,90
067 8998	30,70
067 8999	23,80

Perde kuşağı MD / Waler MD



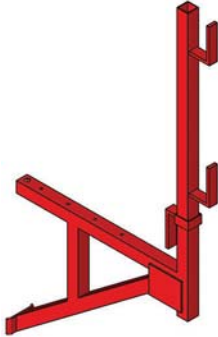







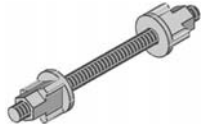
300 cm	067 5300	28,50
250 cm	067 5250	23,80
225 cm	067 5225	21,40
200 cm	067 5200	19,00
175 cm	067 5175	16,80
150 cm	067 5150	14,40
120 cm	067 5120	12,00
100 cm	067 5100	9,60
75 cm	067 5075	7,40

067 5300	28,50
067 5250	23,80
067 5225	21,40
067 5200	19,00
067 5175	16,80
067 5150	14,40
067 5120	12,00
067 5100	9,60
067 5075	7,40

Modüler perde kalıbı

Modular wall form

Dış köşe 1 MD / Outer corner 1 MD	parça / item no	kg
	150 cm 120 cm 90 cm	067 8961 7,50 067 8962 6,00 067 8963 4,50
Dış köşe 2 MD / Outer corner 2 MD		
	150 cm 120 cm 90 cm	067 8964 9,80 067 8965 7,00 067 8966 5,20
Konsol MD / Console MD		
1 tk. M16/100 ile birlikte / Complete with 1 set of M16/100		070 0014 11,00
		
Pano üst bağlantısı MD / Panel connection MD		
	070 0014	1,66

Kamalı pim / <i>Wedged pin</i>	parça / item no	kg
	004 1142	0,17
U kilit / <i>U clips</i>	004 1143	0,50
	080 0001	0,40
Kaldırma halkası / <i>Eye bolt</i>	017 5444	0,95
	017 5485	0,95
Kanca seti MD / <i>Hook set MD</i>	017 5483	0,95
		
Köşe bağlantı tiji MD / <i>Corner tie MD</i>		
		

Modüler perde kalıbı

Modular wall form

Payanda / Push-pull prop

parça / item no

kg



110/200 cm	070 0110	12,90
160/250 cm	070 0160	15,05
210/300 cm	070 0210	17,20
260/350 cm	070 0260	19,30
310/400 cm	070 0310	21,45
360/450 cm	070 0360	23,55
410/500 cm	070 0410	37,65
510/600 cm	070 0510	43,00
610/700 cm	070 0610	55,00
710/800 cm	070 0710	60,50
810/900 cm	070 0810	88,00
610/1000 cm	070 0611	102,00

Payanda başlığı MD / Prop head piece MD


2 tk. M16/60 ile birlikte / Complete with 2 sets of M16/60



068 1152 2,30

Payanda alt başlığı / Prop base plate

2 tk. M16/100 ile birlikte / Complete with 2 sets of M16/100



060 0016 4,00

Temel kalıbı destek seti / Support set for foundation forms









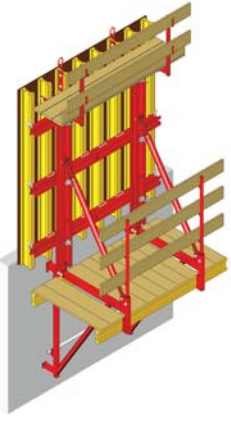
H=		
60 cm	067 7260	16,00
90 cm	067 7290	20,00
120 cm	067 7212	25,00

Set içerisinde zemin demir kazıkları mevcut değildir / Iron piles are not included in support set

Modüler perde kalıbı

Modular wall form

Tie-rod Ø 17 mm		parça / item no	kg
	50 cm	017 0050	0,72
	60 cm	017 0060	0,86
	80 cm	017 0080	1,15
	100 cm	017 0100	1,44
	120 cm	017 0120	1,73
	125 cm	017 0125	1,80
	135 cm	017 0135	1,94
	150 cm	017 0150	2,16
	180 cm	017 0180	2,59
	200 cm	017 0200	2,88
	225 cm	017 0225	3,24
	250 cm	017 0250	3,60
	270 cm	017 0270	3,89
	300 cm	017 0300	4,32
	350 cm	017 0350	5,00
	400 cm	017 0400	5,76
	450 cm	017 0450	6,48
	475 cm	017 0475	6,84
500 cm	017 0500	7,20	
600 cm	017 0600	8,64	
Kelebek somun Ø 17 mm / Wing nut Ø 17 mm			
	D=10 cm	004 1161	0,61
	D = 5 cm	004 1168	0,30
Sac ayna / Counter plate			
	120*100*10 mm	004 0017	0,93
Su tutucu ara somun / Waterstop			
		004 1171	0,50
M16/60 somun civata / M16/60 screw & nut			
		005 1660	0,10
M8/120 somun civata / M8/120 screw & nut			
		005 0812	0,050



MAK

Mühendislik Sanayi ve Ticaret Ltd. Őti.

Büro/Office: Őerefli Sokak No: 34/2 Tandođan-ANKARA/TÜRKİYE

Tel: + 90 312 223 40 58 - 223 70 08

Fax: + 90 312 213 70 87

GSM: + 90 530 644 73 23

Fabrika/Factory: Eski İstanbul Yolu 25. Km. Sarayköy / ANKARA

mak@mak.com.tr www.mak.com.tr