

# Kalıp ve İskele Sistemleri

## *Formwork & Scaffolding Systems*

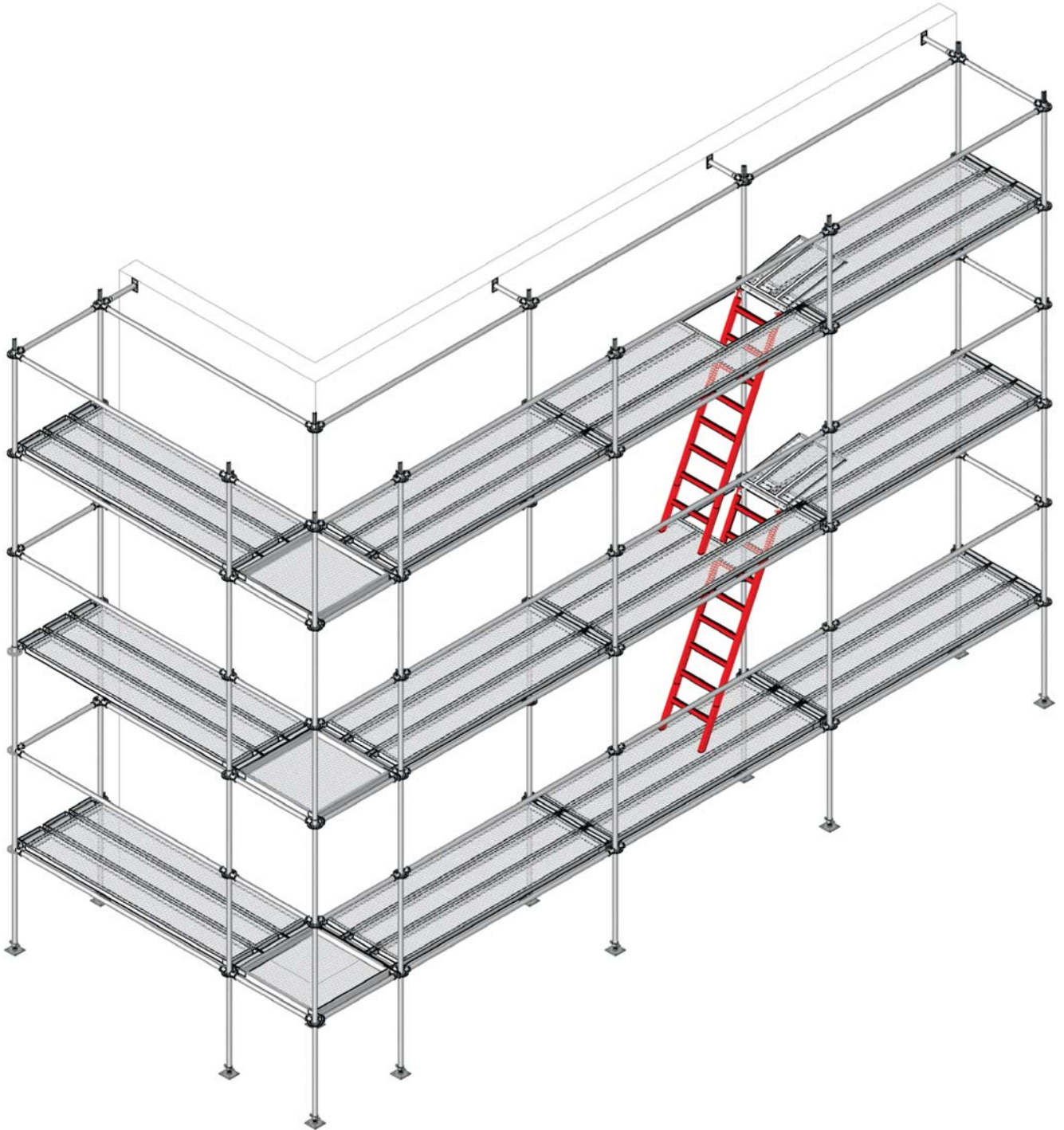


**Ürün kataloğu**  
*Product catalog*

1984 ✓

**Dış cephe iskele KAMA**

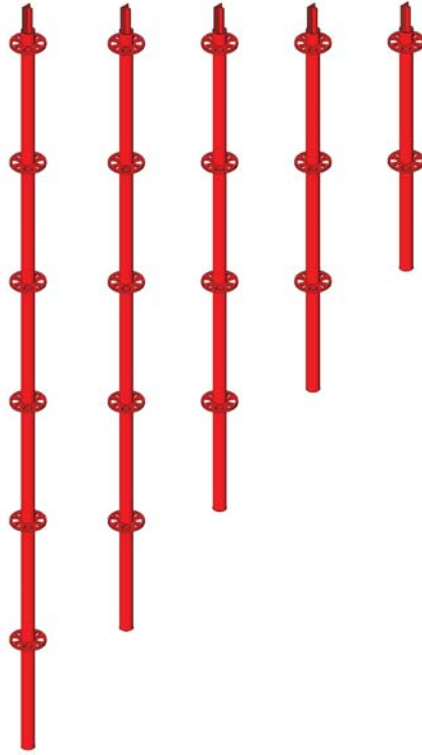
*Facade scaffold*



### Dikey kama G50 / Standard kama G50

parça / item no

kg



300 cm  
250 cm  
200 cm  
150 cm  
100 cm  
50 cm


**075 6300**  
**075 6250**  
**075 6200**  
**075 6150**  
**075 6100**  
**075 6050**

13,14  
11,10  
9,06  
7,00  
5,00  
2,94

Bağlantı aralıkları: 50 cm / Joint intervals: 50 cm

Özel boyutlarda imalatımız mevcuttur / Special lengths are available if required

### Dikey kama G100 / Standard kama G100



300 cm  
250 cm  
200 cm  
150 cm  
100 cm

**075 3300**  
**075 3250**  
**075 3200**  
**075 3150**  
**075 3100**

12,05  
10,38  
8,30  
6,63  
4,60

Bağlantı aralıkları: 50 cm / Joint intervals: 50 cm


Özel boyutlarda imalatımız mevcuttur / Special lengths are available if required



# Dış cephe iskele KAMA

## Facade scaffold


### Yatay kama 3.0 / Horizontal kama 3.0



	parça / item no	kg
300 cm	<b>075 1300</b>	10,35
250 cm	<b>075 1250</b>	8,67
225 cm	<b>075 1225</b>	7,84
200 cm	<b>075 1200</b>	7,00
175 cm	<b>075 1175</b>	6,16
150 cm	<b>075 1150</b>	5,32
125 cm	<b>075 1125</b>	4,49
100 cm	<b>075 1100</b>	3,65
87.5 cm	<b>075 1087</b>	3,23
75 cm	<b>075 1075</b>	2,81
50 cm	<b>075 1050</b>	1,98
13 cm	<b>075 1013</b>	1,98

Yatay uzunluklar dikey elemanların boru aksları arasındaki mesafedir /  
Horizontal lengths are center-to-center distances between two verticals

### Yatay kama 2.5 / Horizontal kama 2.5



300 cm	<b>075 2300</b>	8,80
250 cm	<b>075 2250</b>	7,38
225 cm	<b>075 2225</b>	6,68
200 cm	<b>075 2200</b>	6,00
175 cm	<b>075 2175</b>	5,27
150 cm	<b>075 2150</b>	4,56
125 cm	<b>075 2125</b>	3,86
100 cm	<b>075 2100</b>	3,15
87.5 cm	<b>075 2087</b>	2,80
75 cm	<b>075 2075</b>	2,45
50 cm	<b>075 2050</b>	1,74
13 cm	<b>075 2013</b>	1,98

Yatay uzunluklar dikey elemanların boru aksları arasındaki mesafedir /  
Horizontal lengths are center-to-center distances between two verticals

### Duvar dayama kama / Wall support kama



25 cm	<b>075 9025</b>	1,18
30 cm	<b>075 9030</b>	1,34
35 cm	<b>075 9035</b>	1,46

### Ayarlı duvar dayama 1 / Adjustable wall support 1



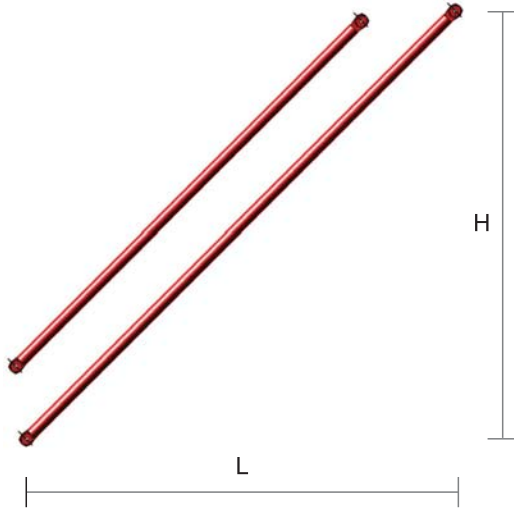
60 cm	<b>072 9060</b>	1,97
100 cm	<b>072 9100</b>	3,10
120 cm	<b>072 9120</b>	3,67
150 cm	<b>072 9150</b>	4,50

Aksesuar elemanı: Sabit boru kelepçesi 48 mm / Accessories: Double coupler 48 mm

### Çapraz eleman kama / Face brace kama

parça / item no

kg



LxH

300/200 cm

250/200 cm

200/200 cm

175/200 cm

150/200 cm

250/150 cm

175/150 cm

150/150 cm

125/150 cm

**075 2051**

**075 2052**

**075 2053**

**075 2054**

**075 2055**

**075 2056**

**075 2057**

**075 2058**

**075 2059**

11,30

10,20

9,10

8,60

8,20

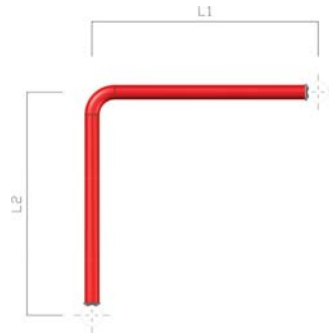
9,30

7,60

7,10

6,60

### Köşe çaprazı kama / Corner diagonal kama



75/75 cm

75/100 cm

75/125 cm

75/150 cm

100/100 cm

100/125 cm

**075 9711**

**075 9712**

**075 9713**

**075 9714**

**075 9715**

**075 9716**

4,15

4,70

5,30

5,90

5,15

5,70

### Ayarlı duvar dayama 2 / Adjustable wall support 2

50 cm

**005 9061**

1,30



Aksesuar elemanı: Çakma dübel M14 / Accessories: Hammerset anchor M14

## Dış cephe iskele KAMA

### Facade scaffold

#### Yürüme yolu geçiş kirişi kama / Pedestrian crossing beam kama

parça / item no

kg

125 cm

**075 9726**

9,50

150 cm

**075 9727**

11,20



Yatay uzunluklar dikey elemanların boru aksları arasındaki mesafedir /  
Horizontal lengths are center-to-center distances between two verticals

#### Ara destek yatayı / Intermediate horizontal

250 cm

**072 2040**

7,65

200 cm

**072 2041**

6,95

175 cm

**072 2042**

5,50

150 cm

**072 2043**

4,85

125 cm

**072 2044**

4,15

100 cm

**072 2045**

3,45

75 cm

**072 2046**

2,70



#### Güvenlik korkuluğu kama / Safety horizontal kama

300 cm

**075 2030**

18,35

250 cm

**075 2031**

16,00

225 cm

**075 2032**

13,70

200 cm

**075 2033**

12,50

175 cm

**075 2034**

11,10

150 cm

**075 2035**

9,80

125 cm

**075 2036**

8,50

100 cm

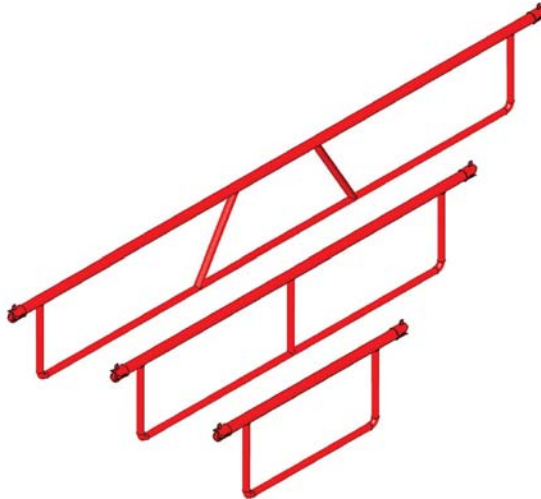
**075 2037**

6,50

75 cm

**075 2038**

5,10




Yatay uzunluklar dikey elemanların boru aksları arasındaki mesafedir /  
Horizontal lengths are center-to-center distances between two verticals

# Dış cephe iskele KAMA


## Facade scaffold

### Çelik yürüme platformu / Steel walking deck



	parça / item no	kg
300/32 cm	<b>072 9830</b>	19,60
250/32 cm	<b>072 9832</b>	16,10
225/32 cm	<b>072 9833</b>	14,70
200/32 cm	<b>072 9834</b>	13,30
175/32 cm	<b>072 9835</b>	11,90
150/32 cm	<b>072 9836</b>	10,50
125/32 cm	<b>072 9837</b>	9,10
100/32 cm	<b>072 9838</b>	7,70
75/32 cm	<b>072 9839</b>	6,30
300/25 cm	<b>072 9821</b>	15,80
250/25 cm	<b>072 9822</b>	13,30
225/25 cm	<b>072 9823</b>	12,20
200/25 cm	<b>072 9824</b>	11,00
175/25 cm	<b>072 9825</b>	9,90
150/25 cm	<b>072 9826</b>	8,70
125/25 cm	<b>072 9827</b>	7,50
100/25 cm	<b>072 9828</b>	6,30
75/25 cm	<b>072 9829</b>	5,20

### Kapaklı platform / Access deck



300/64 cm	<b>072 9865</b>	41,00
250/64 cm	<b>072 9866</b>	34,00
200/64 cm	<b>072 9867</b>	28,00






### KP merdiveni / KP ladder



H=200 cm	<b>072 9871</b>	7,00
H=250 cm	<b>072 9872</b>	9,00
H=300 cm	<b>072 9873</b>	11,00

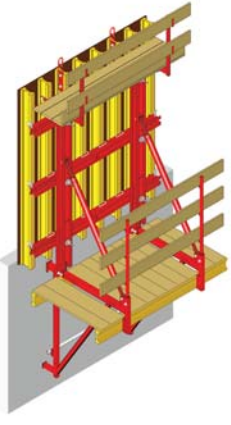
# Dış cephe iskele KAMA

## Facade scaffold

Alt ayar mili / Base jack		parça / item no	kg
	75 cm	<b>072 0750</b>	3,50
	50 cm	<b>072 0500</b>	2,80
Tekmelik klipsi / Toe-board clips		<b>005 9862</b>	0,20
			
İskele borusu / Scaffold tube 48/2,5 mm			
	100 cm	<b>076 1000</b>	2,80
	150 cm	<b>076 1500</b>	4,20
	200 cm	<b>076 2000</b>	5,60
	250 cm	<b>076 2500</b>	7,00
	300 cm	<b>076 3000</b>	8,40
	350 cm	<b>076 3500</b>	9,80
	400 cm	<b>076 4000</b>	11,20
	450 cm	<b>076 4500</b>	12,60
500 cm	<b>076 5000</b>	12,00	
600 cm	<b>076 6000</b>	16,80	
Boru kelepçesi / Coupler			
	Hareketli / Swivel 48/48 mm	<b>005 4810</b>	1,10
	Sabit / Double 48/48 mm	<b>005 4811</b>	1,10
İskele yürütme tekeri / Castor wheels			
	Çelik / Steel	<b>005 7776</b>	5,50
	Kauçuk / Rubber	<b>005 7779</b>	3,00







## MAK

**Mühendislik Sanayi ve Ticaret Ltd. Őti.**

Büro/Office: Őerefli Sokak No: 34/2 Tandođan-ANKARA/TÜRKİYE

Tel: + 90 312 223 40 58 - 223 70 08

Fax: + 90 312 213 70 87

GSM: + 90 530 644 73 23

Fabrika/Factory: Eski İstanbul Yolu 25. Km. Sarayköy / ANKARA

mak@mak.com.tr www.mak.com.tr